

BYD


BYD SEAL

ELEVATE
ACCELERATION




TECHNOLOGY & SAFETY

CTB (cell-to-body) Technology
BYD SEAL is the first model equipped with in-house developed CTB technology. The cutting-edge technology integrates the Blade Battery seamlessly into the car's body, forming a strong "sandwich" structure that can achieve a remarkable torsional rigidity of 40,500 N·m/°, equivalent to luxury cars.




e-Platform 3.0

The highly integrated platform which is exclusively designed for the next generation of pure electric vehicles, deeply integrated with the Blade Battery, Wide Temperature Range High Efficiency Heat Pump System and other core technologies.



Charging

High-speed charging is not a problem. You can charge your BYD SEAL in just 26 mins with DC capacity of 150kW (from SOC 30% to 80%).



BYD Blade Battery

Cutting-edge battery technology that prioritizes high safety standards. This innovation aims to propel vehicles further while instilling confidence in every journey taken, emphasizing reliability in all aspects.

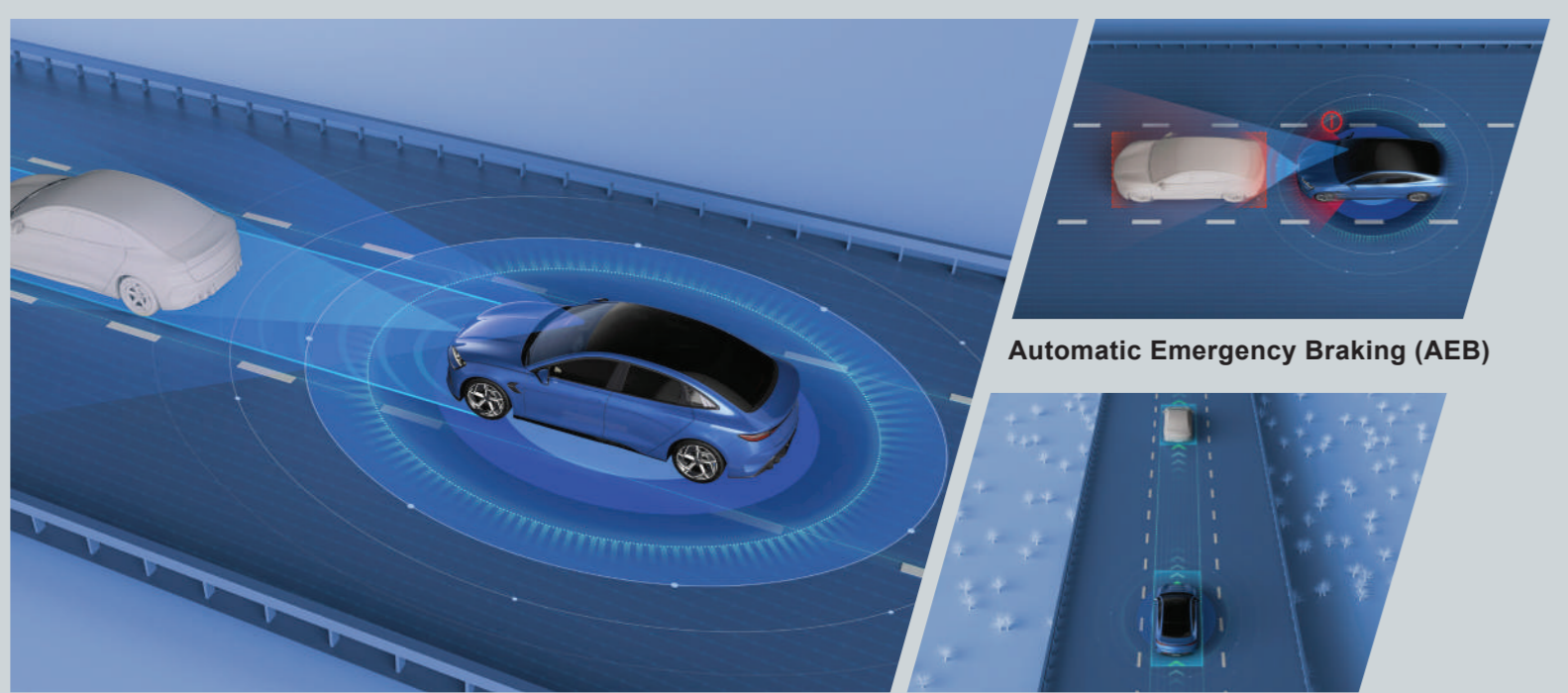
SPECIFICATION

Item	Standard Range Dynamic	Extended Range Premium	AWD Performance
Dimensions			
Overall Length (mm)		4800	
Overall Width (mm)		1875	
Overall Height (mm)		1460	
Wheel Track - Front / Rear (mm)		1620 / 1625	
Wheelbase (mm)		2920	
Minimum Turning Radius (m)		5.7	
Front Trunk Capacity (L)		50	
Rear Trunk Capacity (L)		400	
Kerb Weight (kg)	1,922	2,055	2,185
Gross Vehicle Mass (kg)	2,344	2,501	2,631
Traction Motor			
Drivetrain	Rear Drive	Rear Drive	All-wheel Drive
Front Motor Type	/	/	Squirrel Cage Induction Asynchronous Motor
Front Motor Maximum Power (kW)	/	/	160
Front Motor Maximum Torque (N·m)	/	/	310
Rear Motor Type	Permanent Magnet Synchronous Motor		
Rear Motor Maximum Power (kW)	150	230	230
Rear Motor Maximum Torque (N·m)	310	360	360
Maximum Power (kW)	150	230	390
Maximum Torque (N·m)	310	360	670
Performance			
Acceleration 0-100km/h (s)	7.5	5.9	3.8
Electric Range:			
NEDC Combined Cycle (km)	510	650	580
Seating Capacity	5		
Battery Type	BYD Blade Battery		
Battery Capacity (kWh)	61.44	82.56	82.56
Chassis			
Front Suspension	Double Wishbone		
Rear Suspension	Multi-link		
Frequency Selective Damping (FSD)	—	—	Front & Rear
Shock Absorbers			
Front Disc Brake	Ventilated	Ventilated & Drilled	Ventilated & Drilled
Rear Disc Brake	Ventilated	Ventilated	Ventilated
Front Brake Caliper	Floating	Fixed	Fixed
Wheel Type	Alloy	Alloy	Alloy
Type Size	225/50 R18	235/45 R19	235/45 R19
New Energy			
Portable Charging Cable (mode 2)	•	•	•
AC Charging Port - Type 2 (7kW)	•	•	•
DC Charging Port - CCS 2 (110kW)	•	—	—
DC Charging Port - CCS 2 (150kW)	—	•	•
V2L Function	•	•	•
V2L Discharge Adapter	•	•	•
Regenerative Braking	•	•	•
Safety and Security			
Front Airbags - Driver & Front Passenger	•	•	•
Side Airbags - Driver & Front Passenger	•	•	•
Side Curtain Airbags - Front & Rear	•	•	•
Far-side Airbags - Driver	•	•	•
Side Airbags - Rear	•	•	•
Dual Stage Pretensioner on Front Seat Belts	•	•	•
Pretensioner on Rear Seat Belts	•	•	•
Seat Belt Reminder - Front & Rear	•	•	•
360° Camera	•	•	•
Front Parking Sensor (2 Zones)	•	•	•
Rear Parking Sensor (4 Zones)	•	•	•
ISOFIX Child Restraint Anchorage Points	•	•	•
Electronic Child Lock	•	•	•
Intelligent Power Brake System	•	•	•

Electric Power Steering (DP-EPS)	•	•	•
Traction Control System (TCS)	•	•	•
Electronic Brake Force Distribution (EBD)	•	•	•
Hill Hold Control (HHC)	•	•	•
Auto-hold	•	•	•
Adaptive Cruise Control (ACC)	•	•	•
Automatic Emergency Braking (AEB)	•	•	•
Lane Departure Warning (LDW)	•	•	•
Lane Departure Prevention (LDP)	•	•	•
Emergency Lane Keeping Assist (ELKA)	•	•	•
Intelligent Cruise Control (ICC)	•	•	•
Predictive Collision Warning (PCW)	•	•	•
Traffic Sign Recognition (TSR)	•	•	•
Intelligent Speed Limit Information (ISLI)	•	•	•
Intelligent Speed Limit Control (ISLC)	•	•	•
Front Cross Traffic Alert (FCTA)	•	•	•
Front Cross Traffic Brake (FCTB)	•	•	•
Rear Cross Traffic Alert (RCTA)	•	•	•
Rear Cross Traffic Brake (RCTB)	•	•	•
Blind Spot Detection (BSD)	•	•	•
Door Open Warning (DOW)	•	•	•
High Beam Assist (HMA)	•	•	•
Driver Attention Warning (DAW)	•	•	•
Head Up Display (HUD)	—	•	•
Intelligence Torque Adaption Control (ITAC)	—	•	•
Exterior			
Silver-plated Panoramic Glass Roof	•	•	•
Electronic Hidden Door Handles	•	•	•
Rear Windscreen Mount Antenna	•	•	•
One-touch Open/Close Tailgate	•	•	•
Electrically Heated and Adjustable Exterior Mirrors	•	•	•
Electrically Retractable Exterior Mirrors	•	•	•
Door Mirror Auto-tilt	—	•	•
Door Mirror Position Memory	—	•	•
Auto Windows with Anti-trap	•	•	•
Soundproof Double Glazed Glass - Windshield and Front Door	•	•	•
Rear Windscreen with Electric Heating and Defrosting	•	•	•
Interior			
Steering Wheel Mounted Controls - Audio, Phone, ACC and Multi-function Display	•	•	•
Imitation Leather-wrapped Steering Wheel	•	—	—
Genuine Leather-wrapped Steering Wheel	—	•	•
10.25-inch LCD Instrumentation	•	•	•
Centre Console Storage Compartment	•	•	•
Imitation Leather-wrapped Seats	•	—	—
Genuine Leather-wrapped Seats	—	•	•
Driver Seat 8-way Power Adjustable	•	•	•
Driver Seat 4-way Lumber Power Adjustment	—	•	•
Passenger Seat 6-way Power Adjustable	•	•	•
Front Seats Ventilated & Heated	•	•	•
Driver Seat with Position Memory	—	•	•
Courtesy Seating	•	•	•
Voice Dashboard with Dual Cup Holders	•	•	•
Front Height-adjustable Cup Holder	•	•	•
Rear Row Central Armrest (with Dual Cup Holders)	•	•	•
Automatic Anti-dazzle Interior Rearview Mirror	•	•	•
ISOFIX Child Restraint Anchorage Points	•	•	•
Rain Sensing Frameless Wipers	•	•	•
Metal Door Sill Protectors	•	•	•
Front Sunvisor with Vanity Mirror & Lighting	•	•	•

Specification & features may vary from actual vehicle being sold. Changes in colours and equipments are subjects to change without prior notice.

Note
• The real range is influenced by many factors such as individual driving style, load, traffic etc. The declared range is estimated for reference only.
• Bluetooth® is a registered trademark of Bluetooth SIG, Inc. Compatibility and functionality varies depending on device.
• Colours depicted are a guide only and may vary from actual colours due to the printing.
• Driving assist system are not a substitute for the driver's responsibility of the vehicle.
• BYD reserves the right to vary vehicle specifications and standard features from those detailed in this brochure.



Adaptive Cruise Control (ACC)

Automatic Emergency Braking (AEB)

BYD Intelligent System

Providing an intelligent, safe and reliable driving platform. Intelligent driving systems and multi-sensor layouts provide drivers with more reliable environment perception and safe driving solutions.




Door Open Warning (DOW)

Rear Cross Traffic Alert (RCTA)
Rear Cross Traffic Brake (RCTB)

Blind Spot Detection (BSD)

DIMENSIONS



EXTERIOR COLOURS OPTION



Cosmos Black

Atlantis Grey

Aurora White

Arctic Blue

ELEVATE TO THE FUTURE

Featuring cutting-edge innovation with a higher acceleration rate than ever before, achieving 0-100 km/h in just 3.8 seconds. It emphasizes safety and entertainment technologies, providing a high level of convenience within its sleek exterior and high-end interior. Additionally, it mentions the use of clean energy from the BLADE BATTERY, showcasing BYD's unique high safety standards. Cementing its superior design and innovation.



ESCALATE NEW ERA OF DRIVING



Crystal LED Combination Headlights

Equipped with Full LED headlights, the overall design style inherits the family "Dragon Eyes" design language.



Boundless One-piece Through LED Taillight



Floating Center Console

The futuristic suspended center console design creates modern, dynamic driving environment with its metal trim detail that runs across the entire dashboard.



15.6-inch Adaptive Rotating Touch Screen



Silver Plated Panoramic Glass Roof

A large-sized panoramic sunroof provides an expansive view, coated with silver-plated to reduce the amount of light entering the passenger cabin while also protecting against UV rays, ensuring a cool and comfortable interior throughout the drive.



Charging Port



19" Alloy Wheel



Spacious Trunk



Head Up Display (W-HUD)



More Storage



Ocean Smart Comfy Cabin

A cabin interior feature ocean-related, that enhancing your driving experience to the next level.



Comfortable Rear Passenger Space

The rear passenger compartment has a flat floor, giving middle-seat passengers more comfort and space.